



Proudly Owned and Operated in the USA

Searchable via: [FreedomDiagnosticsTesting.com](https://freedomdiagnostics.com)

<b>Product</b>	Cagrilintide 5mg
<b>Net Peptide Content</b>	4.87 mg
<b>Identity</b>	Cagrilintide

## Certificate of Analysis

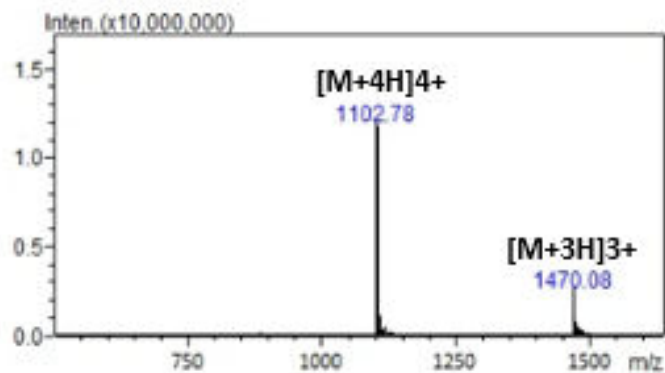
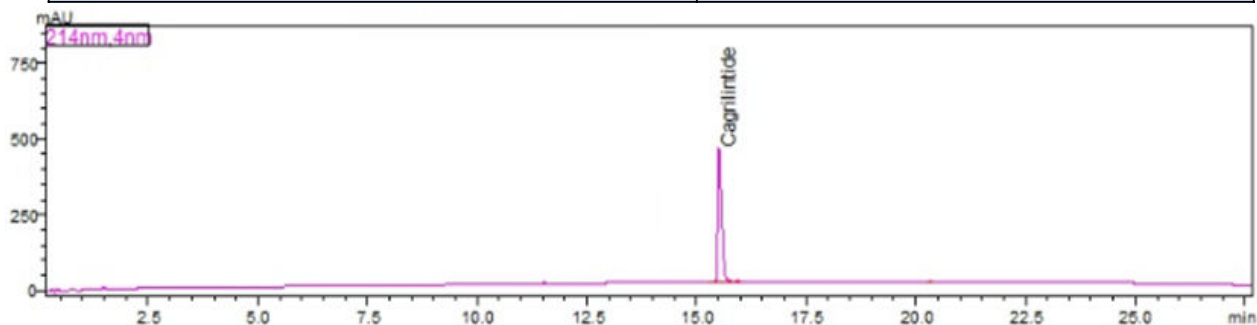
<b>Assession Number</b>	2506060035
<b>Client</b>	Peptide Pro
<b>Search Code</b>	pept2506060035

<b>Received Date:</b>	6/6/2025
<b>Reported Date:</b>	6/10/2025

<b>Lot</b>	CAG-050125
<b>Purity</b>	99.74%
<b>Appearance</b>	White Lyophilized Powder

All Chemical Analysis was performed by HPLC with UV Detection Coupled with Mass Spectrometry

<b>Mass Identification</b>	<b>Result</b>
<b>Cagrilintide</b>	<b>99.74%</b>



*Stephen Schmidt*

Stephen Schmidt  
Principle Chemist

**COA: 2506060035**

The peptide purity analysis reported here was conducted using LCMS/MS under standard laboratory conditions. This analysis is intended for informational purposes only and is specific to the sample(s) provided. The peptides tested are intended for research use only and are not approved for human or veterinary use, diagnostic, therapeutic, or clinical applications. Results should be interpreted by qualified professionals within the scope of the intended research. The accuracy and reliability of the test may be influenced by sample integrity, handling, and other experimental variables.

Searchable via: [FreedomDiagnosticsTesting.com](https://freedomdiagnostics.com)

Contact at: [Admin@FreedomDiagnostics.net](mailto:Admin@FreedomDiagnostics.net)



Proudly Owned and Operated in the USA

Searchable via: [FreedomDiagnosticsTesting.com](https://freedomdiagnostics.com)

Product	Cagrilintide 5mg
---------	------------------

## Certificate of Analysis

Assession Number	2506060036
Client	Peptide Pro
Search Code	pept2506060036

Received Date:	6/6/2025
Reported Date:	6/9/2025

Lot	CAG-050125
-----	------------

All analyses are conducted for research purposes and performed in duplicate in accordance with USP <85> guidelines

Endotoxin Threshold		Result
Replicate 1	$\leq 0.05$ EU/mL	PASS
Replicate 2	$\leq 0.05$ EU/mL	PASS



*Stephen Schmidt*

Stephen Schmidt  
Principle Chemist

**COA: 2506060036**

The peptide purity analysis reported here was conducted using LCMS/MS under standard laboratory conditions. This analysis is intended for informational purposes only and is specific to the sample(s) provided. The peptides tested are intended for research use only and are not approved for human or veterinary use, diagnostic, therapeutic, or clinical applications. Results should be interpreted by qualified professionals within the scope of the intended research. The accuracy and reliability of the test may be influenced by sample integrity, handling, and other experimental variables.

Searchable via: [FreedomDiagnosticsTesting.com](https://freedomdiagnostics.com)

Contact at: [Admin@FreedomDiagnostics.net](mailto:Admin@FreedomDiagnostics.net)

# Certificate of Analysis

## Cagrilintide 5 mg

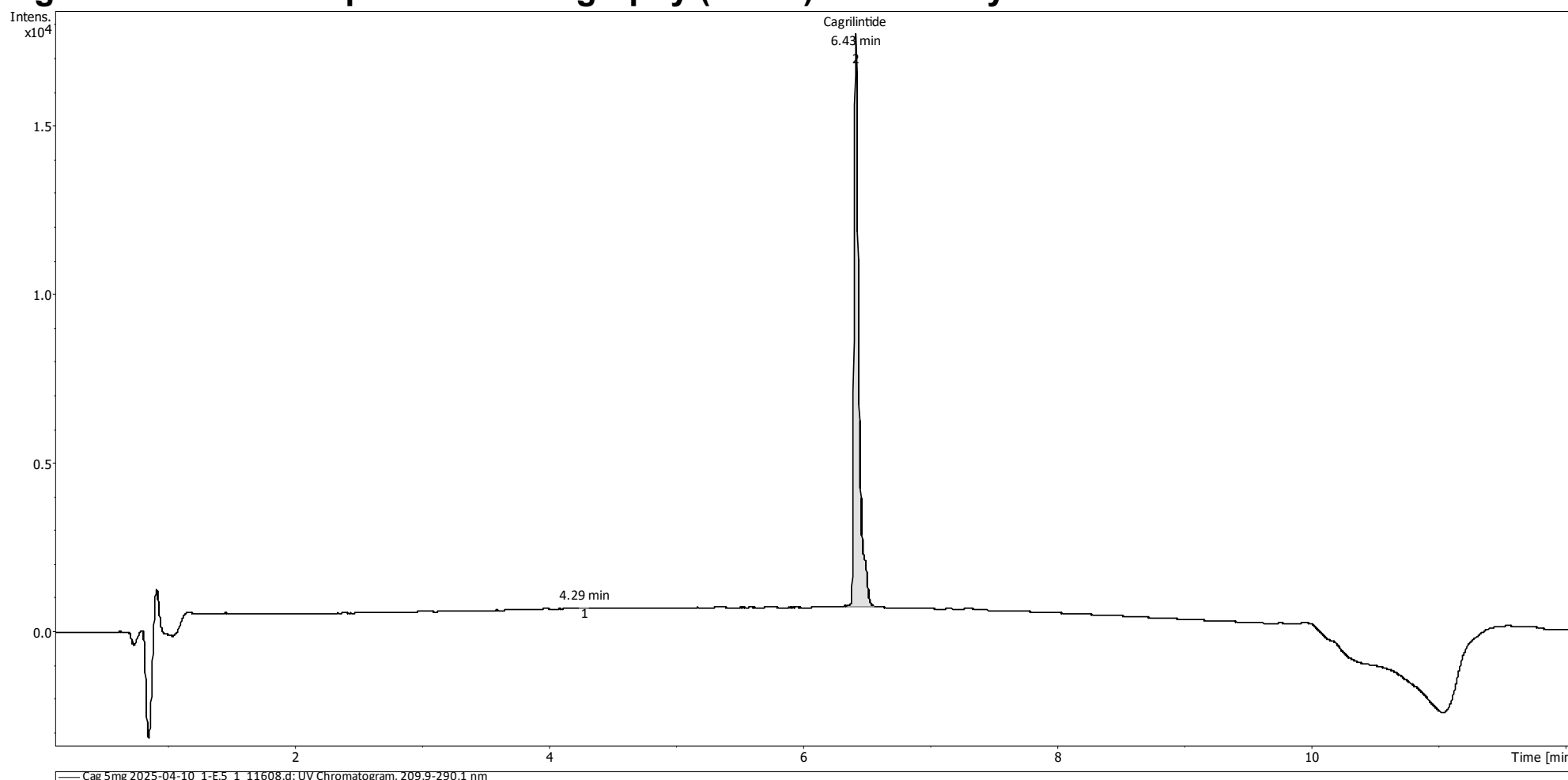
**Compound** : Cagrilintide  
**Lot number** : 2025-04-10  
**Analysis date** : 2025-04-25  
**Purity %** : 99.89%  
**Method** : HPLC-UV-MS

**Client** : Peptide Pro

PubChem CID: 167312356

<https://pubchem.ncbi.nlm.nih.gov/compound/167312356>

### High Performance Liquid Chromatography (HPLC) UV – Purity Test



PEAK LIST		Number of detected peaks: 2		
	Time (min)	Area	%Area	
1	4.29	5.04E+01	0.11	
2	6.43	4.46E+04	99.89	Cagrilintide

Analysis Performed by  
Ken Pendarvis, ChE  
Analytical Chemist  
MZ Biolabs  
[contact@mzbiolabs.com](mailto:contact@mzbiolabs.com)



2025-05-06

Note: Injectable peptides may contain salts and sugars to aid in solubility and act as pH buffers. These are not normally detected using UV and are not considered impurities.

# Cagrilintide 5 mg

PubChem CID: 167312356

<https://pubchem.ncbi.nlm.nih.gov/compound/167312356>

## Mass Spectrometry (MS) – Identity Test

### Identity confirmed using HPLC-MS

Molecular weight calculated using monoisotopic m/z values from mass spectrum

Expected monoisotopic mass : 4406.25 Da

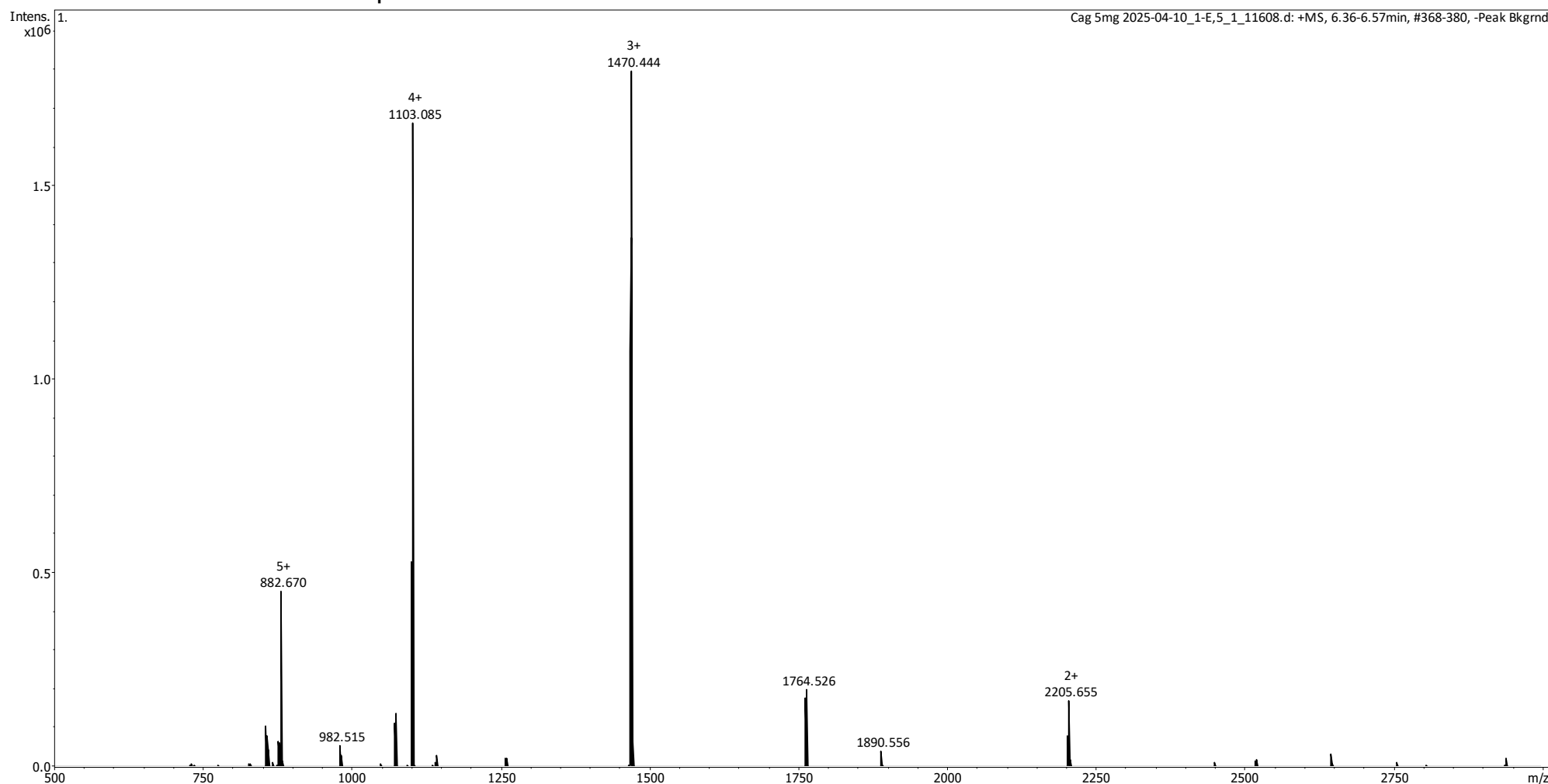
Measured monoisotopic mass : 4406.33 Da

**Molecular weight confirmed**

Note : Monoisotopic m/z values are not easily seen in full spectrum view for larger molecules and peptides.

The dominant isotopic peak (base peak) shown in the spectrum below can be used to approximate the average molecular weight frequently reported by vendors and databases as a secondary means of confirmation.

### Recorded MS spectrum



Analysis Performed by  
Ken Pendarvis, ChE  
Analytical Chemist  
MZ Biolabs  
[contact@mzbiolabs.com](mailto:contact@mzbiolabs.com)



2025-05-06